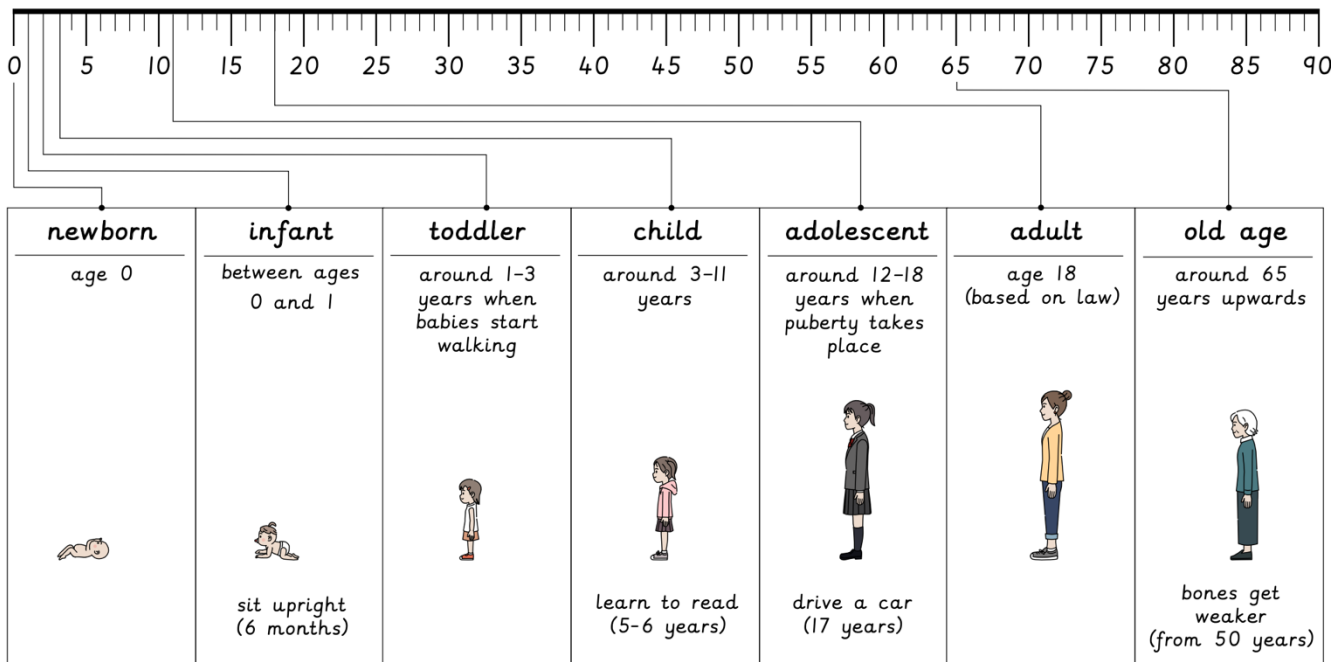




Science Knowledge Organiser

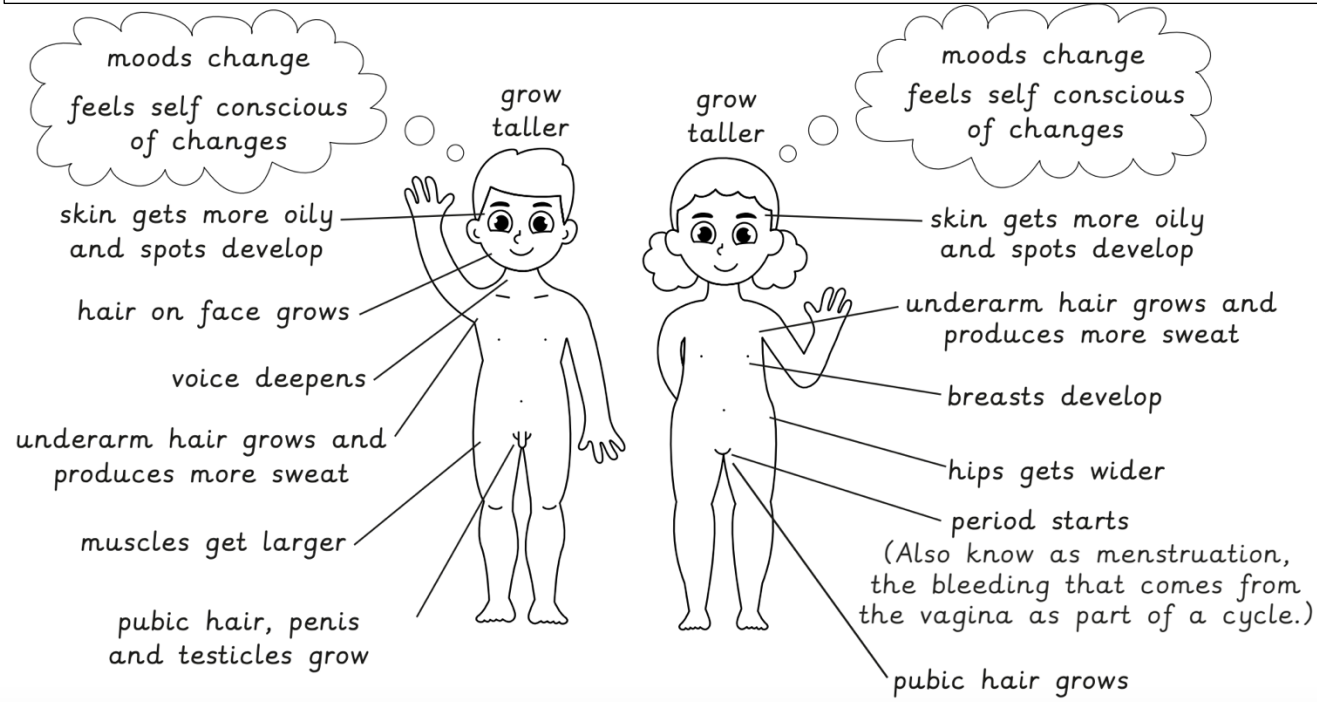
Year 5 Summer 2

Animals: Human Timeline



Not everyone experiences these changes at the same time. Some changes depend on our choices, such as when we decide to ride a bike or learn to drive. Some changes take place over a longer period of time, like learning to read or puberty.

Puberty is when a child's body changes to become an adult that can reproduce. It is controlled by hormones, which are chemical messages within the body.





Design and Technology Knowledge Organiser

Year 5 Summer 2

Cooking and Nutrition



Nutritional value helps us understand how healthy a food is. Nutrition information on food labels can help us make better choices for our bodies by showing us the amounts of nutrients like fibre, protein and sugar.

Cross-contamination is when harmful bacteria from one food get onto another. To prevent it, use different coloured chopping boards for different types of food.


- Red - raw meat
- Blue - raw fish
- Yellow - cooked meat
- Green - salad and fruit
- Brown - root vegetables
- White - bakery and dairy



Spaghetti bolognese is a popular dish that can be adapted in many ways. Adapting and developing the recipe by adding, substituting and removing ingredients can ensure that it suits dietary needs and tastes.



Taste testing



Juicing



Snipping



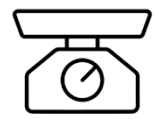
Grating



Mixing



Cutting



Measuring

Adaptation	The process of changing something
Cook	To prepare food by heating it
Cross-contamination	When something harmful spreads from one food to another
Farm	To grow crops or keep animals as a business
Hygiene	Keeping things clean to prevent illness
Ingredients	The foods a recipe is made from
Label	Something that provides information about the product it is attached to
Nutrient	Substances that help living things stay healthy and grow
Nutritional value	The nutrients a food or recipe provides
Process	A series of actions



Farmers rear cows.



The cows are killed and the meat matures.



The meat is processed and packaged.



The food is transported to shops.



Customers buy beef products.



The food is consumed.



History Knowledge Organiser

Year 5 Summer 2

Medieval Monarchs

Major Monarchs

William (the Conqueror) 1066-1087	A Norman (French) duke who defeated the English King Harold Godwinson at the Battle of Hastings.
Henry II 1154-1189	Ruled much of France as well as England Wales and Scotland; partly responsible for the murder of Thomas Becket.
Richard I (the Lionheart) 1189-1199	Led several Crusades in the Middle East. Only spent six months of his ten-year reign in England.
John 1199-1216	Unsuccessful in battles and forced to sign the Magna Carta

Vocabulary

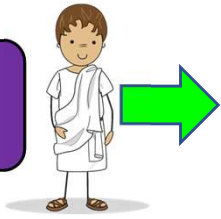
Baron	A noble who owned land, which would be worked by peasants.
Clergy	Members of the Church
Crusades	A series of European military campaigns to recover the Holy Land from the Muslims in the 11 th , 12 th and 13 th centuries.
Ecclesiastical	Related to the Church; ecclesiastical courts were special courts where members of the clergy were put on trial for crimes.
Feudal system	A social system in which peasants rented and worked land belonging to nobles in exchange for loyalty.
Knights	Warriors who protected the barons' land and fought for the monarch in times of war.
Magna Carta	Literally the 'Great Charter', this document set out certain rights, for barons and the Church, and forced the monarch to follow the law.
Monarch	A king or queen.
Peasants	The poorest people in medieval England, usually farmers.
Successor	Someone who will take over the throne when a monarch dies.

Important People

Harold Godwinson	Was crowned king in 1066, but only ruled for ten months before he was defeated by William at the Battle of Hastings.
Harold Hardrada	Another contender for the English throne in 1066; he was defeated by Harold Godwinson.
The Pope	The head of the Church; an extremely powerful figure who could (in theory) command the monarch.
Thomas Becket	Chancellor (advisor) to Henry II before becoming Archbishop of Canterbury in 1162; murdered in 1170 after a long conflict with Henry.
Saladin	Sultan of Egypt and Syria, and a great military leader who commanded the Muslim armies that Richard I fought against in the Third Crusade.


1 Are you rich or poor?

Je suis riche.



I am rich.


Je suis pauvre.



I am poor.


2 Introduce yourself.

Comment t'appelles-tu ?




Je m'appelle...

Quel âge as-tu ?



J'ai ... ans

Où habites-tu ?



J'habite à...

3 Give some details about your life in Rome.

Remember to pick the correct statements for either a rich or a poor boy.



Je vais à l'école.



Je ne vais pas à l'école.



Je mange de la viande.



Je ne mange pas de viande.



Je porte une toge.



Je ne porte pas de toge.



Je travaille.

Je ne travaille pas.

Je mange de la bouillie.



Je ne mange pas de bouillie.



Je porte une tunique.



Je ne porte pas de tunique.



4 Can you use a conjunction?

aussi



also...

mais



but...

finalement



finally...

Prior Learning & this unit: Throughout all lessons children have been encouraged to be a mini coach- this is to help support their classmates in various activities across the PE curriculum. This unit will develop the children leadership skills through a variety of games and activities.

Key Skills

Physical Me

Throw	Agility
Catch	Balance
Dodge	Co-ordination
Run	Jump

Value Me

- Teamwork
- Leadership
- Kindness
- Responsibility
- Self Belief
- Fair play
- Sportsmanship

Social Me

- Co-operation
- Organisation
- Good listener
- Caring for others
- Encouraging others
- Supporting other
- Collaborate
- Communicate

Thinking Me

- How can I organise activities?
- Problem solving
- How can I adapt an activity?

Key Vocabulary

Communication

Leader

STEP

Confidence

Safety

Task

Organise

Create

Collaborate

Key Knowledge

STEP Principle

S= Space What space you have? Can you make it bigger or smaller? Is it safe?

T= Task What task are you doing? How long will it be? can you make the task easier or harder? Can change the rules? Is it safe

E= Equipment What equipment you will need? Can you modify the equipment by changing the amount you use? Can you change type of equipment and how you organise it? Is it safe?

P= People How many people to you need in your game? How can you organise people into a group? Are they safe?



Play Leader

Play Leaders are a group caring children who have been trained to organise activities for other children on the playground.

They encourage children to join in games and to extend their friendships.

It is important for Play Leaders to know the STEP principle to help when organising activities and to most of all have FUN while being a Leader!

Prior Learning: In year 4, children continued to master their throwing and catching skills. They continued with their racket skills and moving with the ball at different speeds. They practiced bouncing and then hitting the ball up on their own with the racket. They practiced feeding the ball to each other (hitting forehand and backhand.) They recapped hitting a ball to a target (area on floor/players hands) to help them with control. They continued to play 1v1 rallies.

Physical Me

Throw & Catch - Underarm/overarm

Running/Agility - Footwork, moving in different directions

Speed - Moving across the court, speed of shot

Co-ordination - Hand-eye, footwork

Balance - Moving with a ball on racket

Power - of shot

Accuracy, Control and precision

Key Skills

Thinking Me


- To react quickly
- How to pace yourself

Value Me

- Responsibility
- Integrity (being honest)

Social Me

- Co-operate with others
- Collaborate with others



Tennis Rules

- **Serve diagonally. From a serve the ball must NOT be hit before it touches the ground on the opposite side of the court**

- **Ball does not have to bounce (unless on serve)**

- **Ball cannot bounce more than once when returning the shot- otherwise it is your opponents point!**

Key Vocabulary

Collaborate

Serve

Forehand

Backhand

Shots

Grip

Overarm

Integrity

Serve

Key Knowledge

Forehand - A stroke in which the inner side of the palm of the dominant hand that is holding the racket, faces forward

- the tennis forehand is made by swinging the racket across your body in the direction of where you want to land the ball.

Backhand - A backhand is when you hit a ball with a racket or paddle with your arm across your body and the back of your hand facing the ball

Serve - Players normally serve overhead; however serving underhand is allowed.

Inspirational Athletes

Novak Djokovic

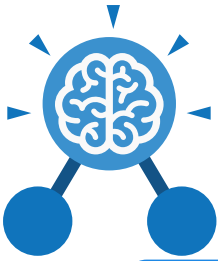
He was the 3rd player after Nadal and Federer to win 20 grand slams

He has won a record 9 Australian open championships Djokovic has been ranked the number 1 tennis player

for a record 368 weeks

- Djokovic is from Serbia





Unit: 5.2 Online Safety

Key Learning

- To gain a greater understanding of the impact that sharing digital content can have.
- To review sources of support when using technology and children's responsibility to one another in their online behaviour.
- To know how to maintain secure passwords.
- To understand the advantages, disadvantages, permissions and purposes of altering an image digitally and the reasons for this.
- To be aware of appropriate and inappropriate text, photographs and videos and the impact of sharing these online.
- To learn about how to reference sources in their work.
- To search the Internet with a consideration for the reliability of the results of sources to check validity and understand the impact of incorrect information.
- To ensure reliability through using different methods of communication.

Key Resources



Display Boards



Paint a Picture



Connect



Publish Plus

Key Questions

Who do I tell if I see anything online that makes me upset or scared?

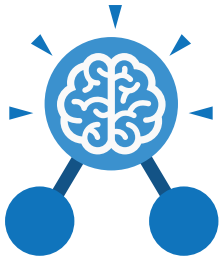
When you are at school, you should tell the teacher or another adult. At home, you should tell your parent or guardian or another adult that you trust.

Why are passwords so important?

Passwords protect your information and stop other people accessing it. Passwords are like a toothbrush; they should not be shared with anyone else.

Why is it important to reference sources in my work?

If you use a book or article written by someone else, then you must reference it, so people know where you got the information from. If you don't do this then it is known as plagiarism.



Unit: 5.2 Online Safety

Key Vocabulary

Citation

Making reference to the original source of a piece of information quotation or image.

Copyright

When the rights to something belong to a specific person.

Identity theft

When someone pretends to be another person online. It can be done for financial gain or to steal others' private information.

PEGI ratings

These show the age that digital content is suitable for and the type of content that it contains.

Password

The practice of sending email pretending to be from reputable companies in order to persuade individuals to reveal personal information, such as passwords and credit cards numbers.

Reliable source

A source of information that provides thorough, well-reasoned details based on valid evidence.

Collaborate

To work jointly on an activity or project.

Creative Commons Licence

A non-profit organisation who provide free licences for creators to use. If an image has a CC licence, you may usually use the image for non-commercial purposes. You must still give credit to the original creator of the image.

Malware

Software that is specifically designed to disrupt, damage, or gain unauthorised access to a computer system.

Personal information

Identifying information about yourself such as your name, address and telephone number.

SMART rules

A set of rules based around the word SMART designed to help you stay safe when online. SMART represents the words Safe, Meet, Accept, Reliable, Tell.

Communication

A way of exchanging information for example, email, blogs, speaking, writing.

Encrypt

The translation of data into a secret code to achieve data security.

Ownership

Who has permission or can give permission to use or edit a resource or part of the resource.

Phishing

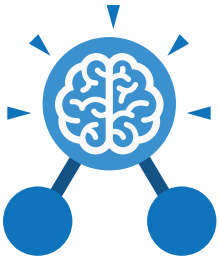
The practice of sending email pretending to be from reputable companies in order to persuade individuals to reveal personal information, such as passwords and credit cards numbers.

Spoof

An imitation of something that appears to look genuine.

Validity

The quality of something being logically or factually sound.



Unit: 5.2 Online Safety



SMART rules- S



SMART rules- M



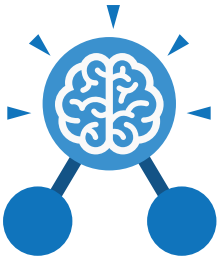
SMART rules- A



SMART rules- R



SMART rules- T



Unit: 5.8

Word Processing with Microsoft Word

Key Learning

- To know what a word processing tool is for.
- To add and edit images to a word document.
- To know how to use word wrap with images and text.
- To change the look of text within a document.
- To add features to a document to enhance its look and usability.
- To use tables within MS Word to present information.
- To introduce children to templates.
- To consider page layout including heading and columns.

Key Resources



2Connect



Key Questions

What is a word processing tool used for?

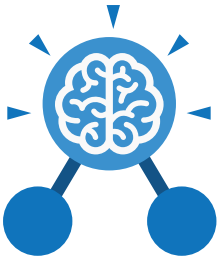
A word processing tool is used to create, edit and print off a document. This can contain text, images, tables or charts. Documents are a type of file that portray information.

What features can you use to make a document more readable?

You can change the font format to give the document a theme and make it more readable. By changing the paragraph formatting, you can ensure the words are spaced evenly. You can add images and use text wrapping to ensure they are positioned well on the page.

How do you successfully add an image to a document?

If you have an image saved onto your computer, you click on insert – pictures – insert image from this device. You can resize and move the image and ensure it fits well on the page by changing the text wrap setting.



Unit: 5.8

Word Processing with Microsoft Word

Key Vocabulary

Bulleted lists

A list with bullet points, used when the items do not have an order.

Copy and Paste

A way of transferring words or images from one location to another.

Cursor

The flashing vertical line that shows your place in a Word document.

Hyperlink

A clickable link from a document to another location, often a webpage.

Formatting

Changing the look of a document by selecting fonts, colours and how the text is spaced or aligned.

Word Processing tool

A program which allows you to write, edit and print different documents.

Caps Lock

A button on the computer keyboard which changes the letters to upper case (capital letters).

Copyright

When an image, logo or idea has a legal right to not be copied or used without the owner's permission.

Document

A type of file which shows written information and/or images and sometimes charts and tables.

Merge cells

A tool you can use when making a table to join cells which are next to each other in columns or rows.

Text wrapping

A feature which helps you place and position an image neatly on a page or within a paragraph of text.

Captions

Text under an image to provide more information about what is shown.

Creative Commons

Images where the copyright holder, often the creator, has given permission for the image to be used as long as the creator is attributed.

Font

A set of type which shows words and numbers in a particular style and size.

Page Orientation

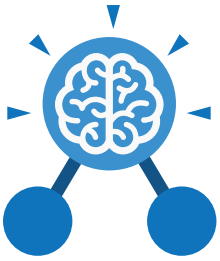
The direction that the rectangular page is viewed. Portrait means longer side going upwards, Landscape means the longer side going sideways.

Readability

How easy and pleasant it is to read and understand a document.

Word Art

A way to treat text as a graphic so that you can add special effects to text.



Unit: 5.8

Word Processing with Microsoft Word

Key Images



Open a new document




Open an existing document




Save your work



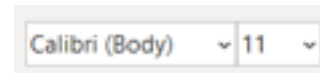
Undo key



Insert a table



Text wrapping



Font Category

Design

Design tab where you can change the style of the document

Insert

Insert tab where you can add an object such as a picture or table

Home

Home tab where many editing tools are found



Insert a picture